

Message from the School

Paul PCS is a historic middle school and Tier 1 high school located on a scenic Northwest Washington, DC campus. At Paul, scholars embrace a university-style schedule, accented by arts, athletics and extended day programming. Our MERIT (motivated, educated, responsible, independent thinker) culture includes college tours/preparation experiences, advanced HS credit courses, mentorships, individualized student support, study abroad, arts integration, and a stellar athletics program. Visit our website for more information.



📍 5800 8TH STREET NW, Washington, DC 20011
 🏠 Ward 4
 ☎️ (202) 291-7499

School Instructional Hours

Monday: 08:05 AM - 03:30 PM
Tuesday: 08:05 AM - 03:30 PM
Wednesday: 08:05 AM - 03:30 PM
Thursday: 08:05 AM - 03:30 PM
Friday: 08:00 AM - 01:30 PM

Total Students (2021-22 Ever-Enrolled): 313

Total Teachers: 30

Total School Leaders: 7

Grades Served: 6, 7, 8

Principal: Shendrina Walker

Title-I Status: Yes

Local Education Agency (LEA): Paul PCS

School Uniforms Required: Yes

Bus Line(s): 70, 79

Metro Line(s): Fort Totten, Georgia Ave. - Petworth

Before Care Offered: No

After Care Offered: No

School Program Information

Extended day
 Interscholastic Sports
 Online learning

Parent Organization

Parent Organization Offered:

Yes

Parent Organization Contact:

Brenda Sorto
 (bsorto@paulcharter.org)

Parent Organization Website:

www.paulcharter.org/parents/

Extracurricular & Enrichment Activities

After-school tutoring
 My Brother's Keeper and Paul Pearls Mentoring Programs and performance teams such as African Drumming
 Elite Modeling
 Culinary Arts
 And Dance

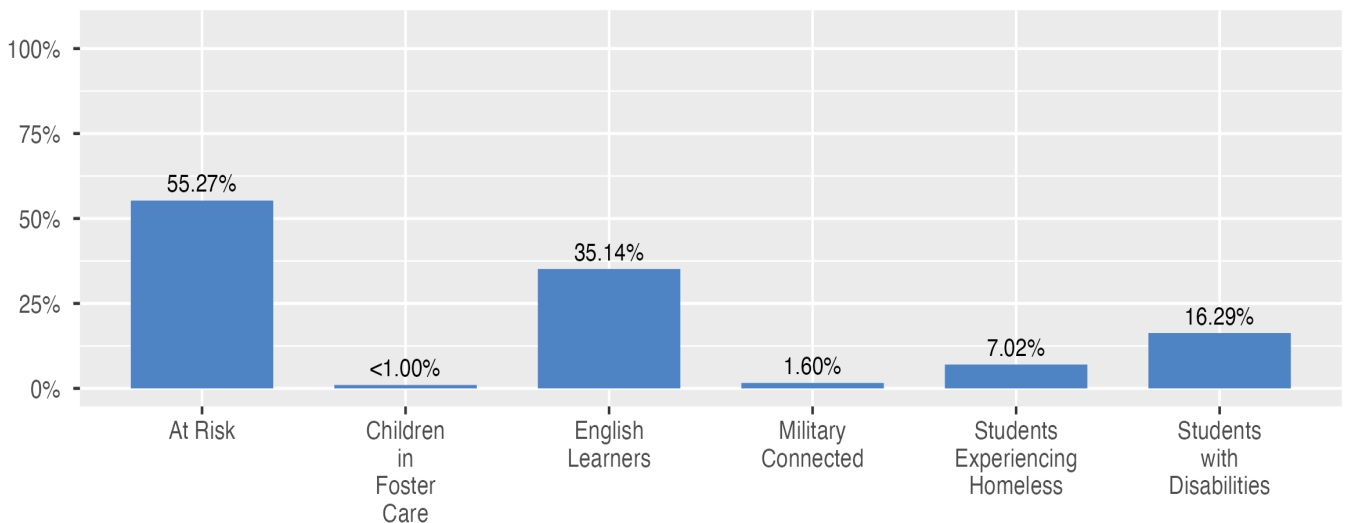
School Enrollment

The ever-enrolled count is the total number of students who are enrolled at any point during the school year; a student who attends a school for one day or 180 days is counted the same way. For this reason, the ever-enrolled count will always be larger than the audit count.

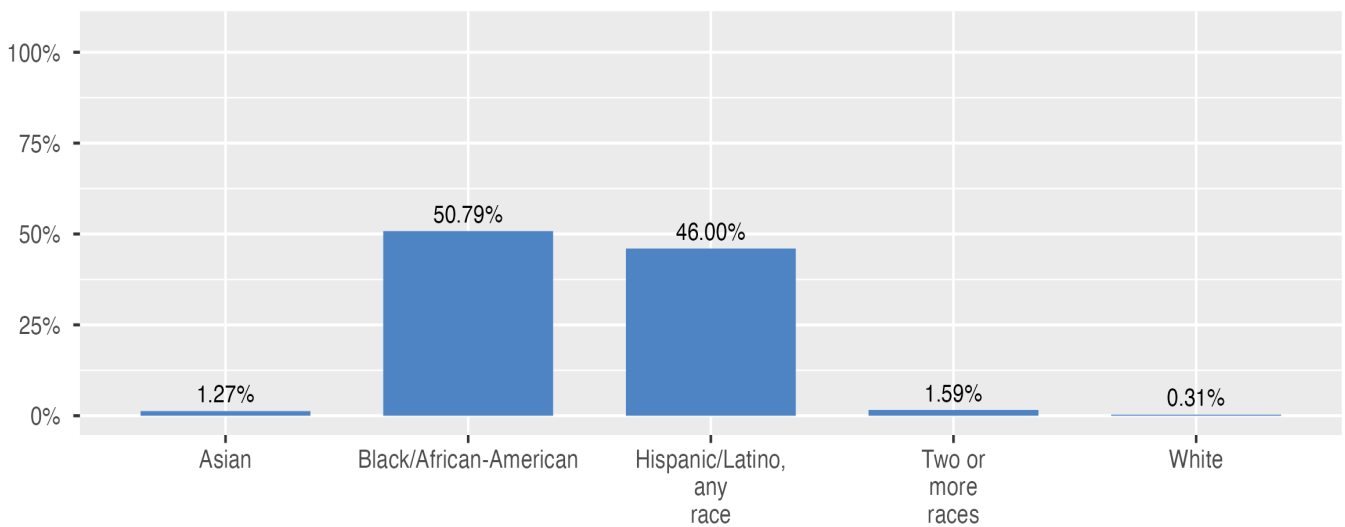
2021-22 Ever-Enrolled by Grade Level

Grade 06	Grade 07	Grade 08
80	114	119

Enrollment by Student Group



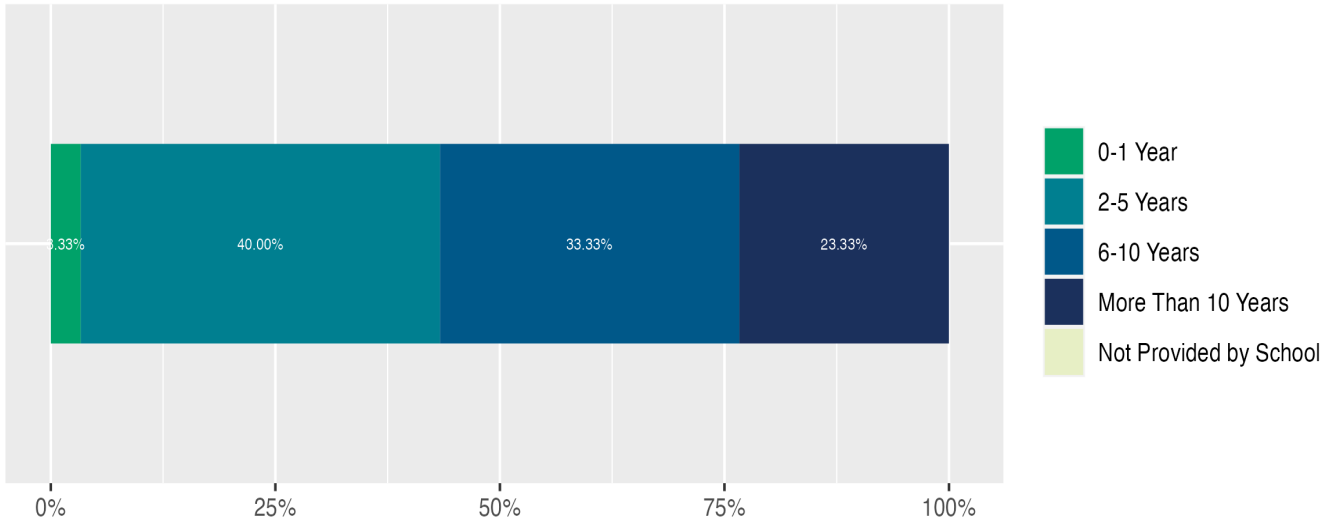
Enrollment by Race/Ethnicity



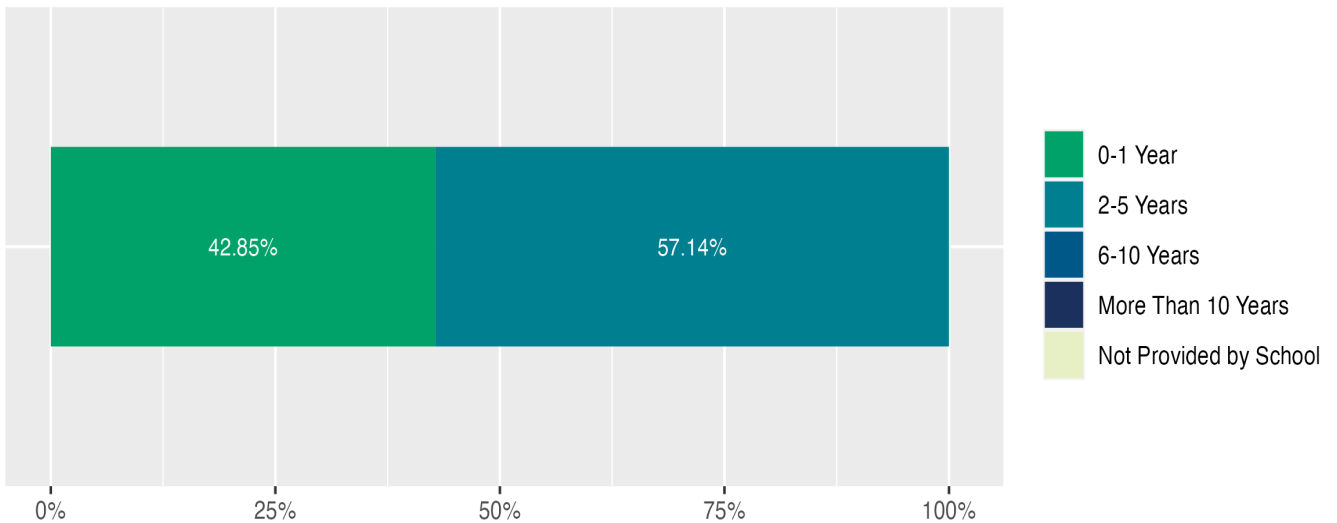
Teacher and School Leader Data

This page includes information about teacher experience levels in DC Public Schools and public charter schools. For DC Public Schools, it also includes information about credentialed and in-field teachers.

Teacher - Years of Experience



School Leader - Years of Experience

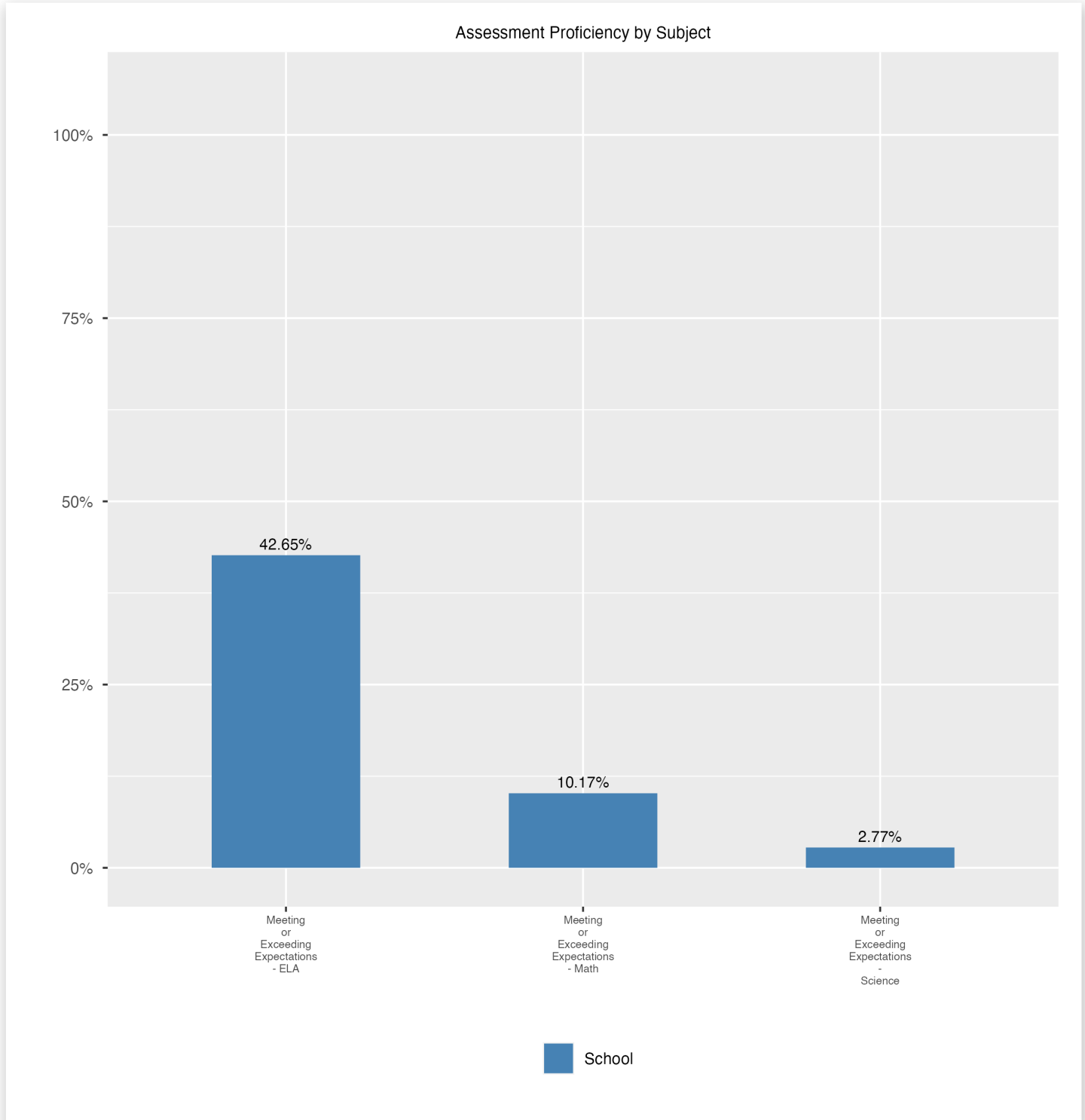


School Safety and Discipline

Information about discipline and school safety in DC, in accordance with the U.S. Department of Education's Civil Rights Data collection, including suspensions and expulsions for students, school related arrests, reported incidents of violence, bullying, and harassment are available in the OSSE Discipline report and data files (<https://osse.dc.gov/page/data-and-reports-0>).

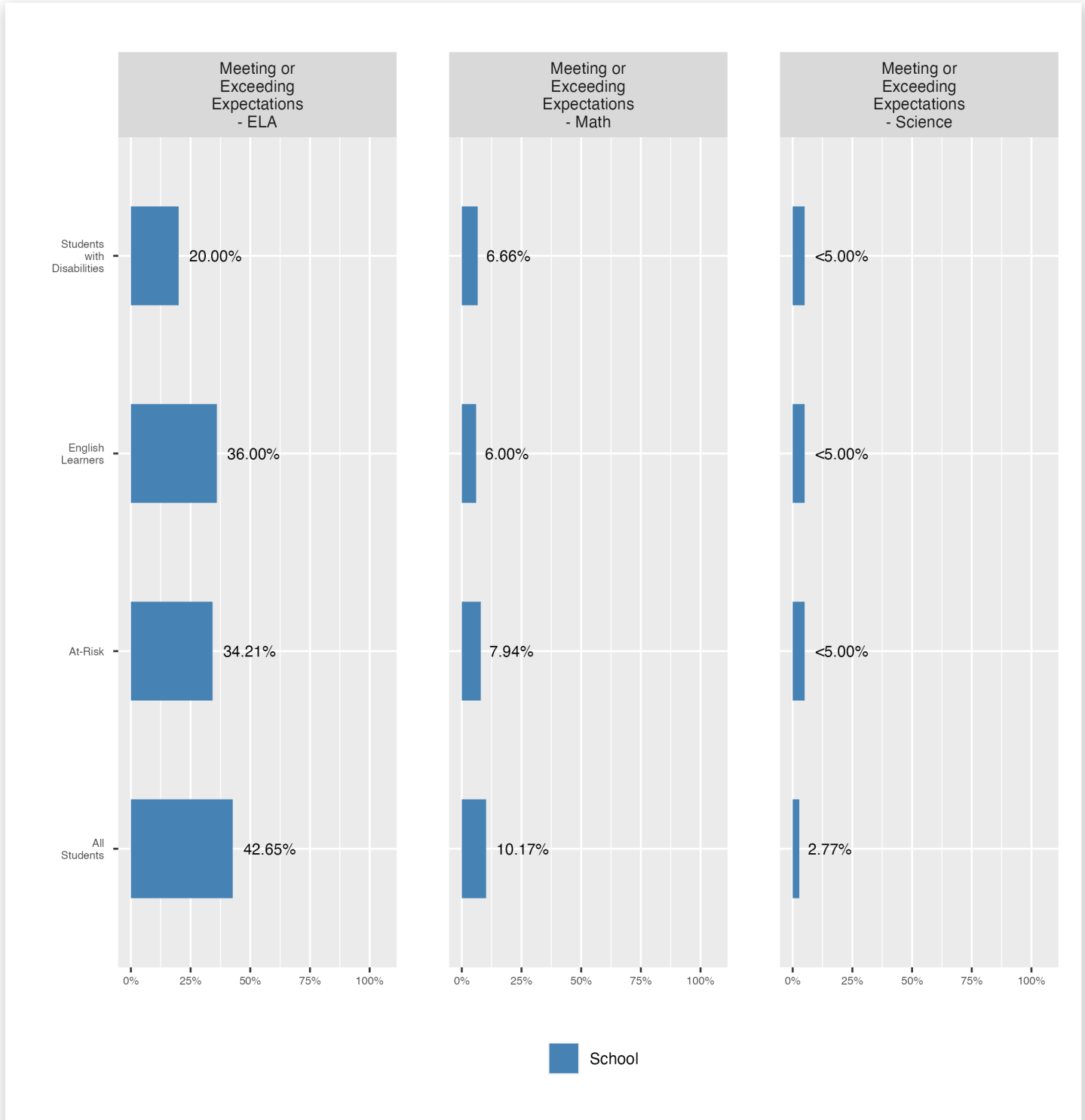
Assessment Proficiency by Subject

This page shows the percentage of students meeting or exceeding grade -or course- level expectations on statewide assessments in English language arts/literacy (ELA), mathematics, and science.



Assessment Proficiency by Group

This page shows the percentage of specific groups of students meeting or exceeding grade- or course-level expectations on statewide assessments.

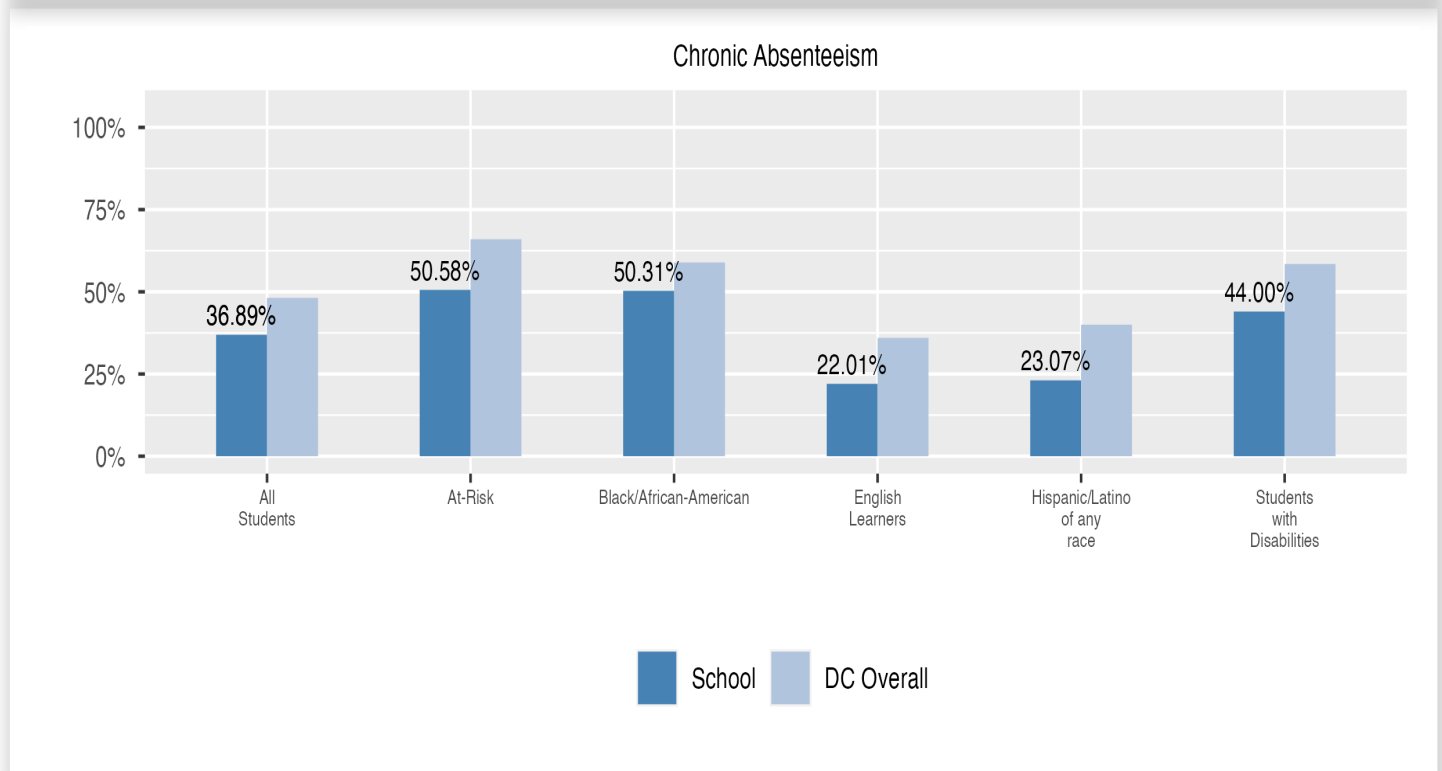
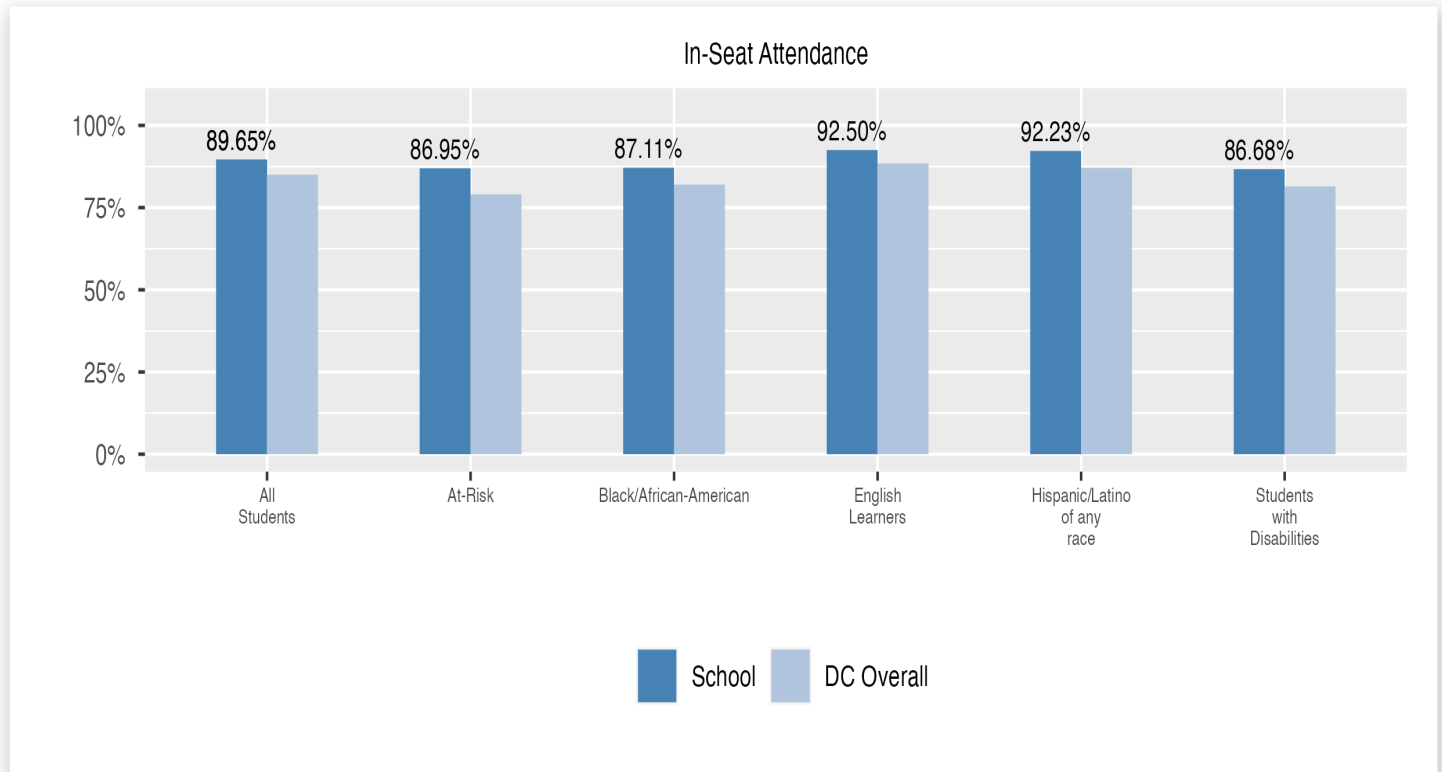


Proficiency by Subject

Statewide assessments in science are administered to students in grades 5 and 8, and students enrolled in high school biology. Missing data indicates that a school does not serve students required to take statewide science assessments.

Attendance

Review information on attendance below, including in-seat attendance for all students (there is a separate measure of attendance for pre-K students, since pre-K is not compulsory), and the percentage of students chronically absent, meaning that they miss at least 10% of the school days for which they are enrolled throughout the school year at the school.



Student Enrollment Changes

Explore information on how much the population at the school changes throughout the year or from year to year. It shows information about changes in enrollment, including whether students leave or enter the school mid-year, and whether eligible students choose to re-enroll in the school.

